



## Thank you for using Motion Concepts eForms.

Motion Concepts is pleased to offer you an upgraded solution to your ordering process. Our enhanced order forms allow you to fill out a form electronically, print and fax the form, save and email\* it to Customer Service, or maintain the business practices that work for you today. The format has been revised to reveal a cleaner look with electronic selection and input functions.



### Adobe Acrobat Reader DC

\* Interactive functions of our new forms work best with the latest version of Adobe Acrobat Reader DC visit <https://get.adobe.com/reader/> to download and install on your PC or Mac or visit Google Play/ iTunes to download the Adobe Acrobat Reader DC app for your device.

#### Save

Adobe Acrobat Reader DC allows you to save this form with your content - to complete later or use as a starting point for your next form. Please note that content must be added and saved in Acrobat - saving content from completed forms in the browser may not be possible.

**SAVE**

#### Submit

Adobe Acrobat Reader DC allows you to submit this form electronically via your email client.

Simply click the submit button below and step through the simple process.

**SUBMIT**

**CLEAR FORM**

#### Print

If you do not have access to Adobe Acrobat Reader DC simply print this form and complete it by hand and fax it to our Customer Service Department at:

**905-695-0583**

**PRINT FORM**

**PRINT FORM**      **SAVE**      **CLEAR FORM**

**REQUIRED INFORMATION**

Quote       Order

Date of Order: \_\_\_\_\_ Dealer Account #: \_\_\_\_\_

Dealer Name: \_\_\_\_\_

PO #: \_\_\_\_\_ Tag \_\_\_\_\_

Purchasing Contact: \_\_\_\_\_

Phone: \_\_\_\_\_ Fax: \_\_\_\_\_

E-mail: \_\_\_\_\_

RTS/Therapist: \_\_\_\_\_

Ship to Address: \_\_\_\_\_

City: \_\_\_\_\_ Province: \_\_\_\_\_

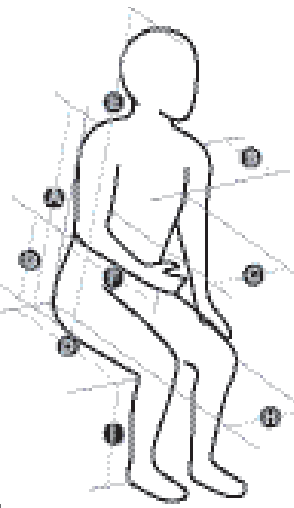
Postal Code: \_\_\_\_\_ Client Gender:  M  F

Special Client Conditions: \_\_\_\_\_

**REQUIRED MEASUREMENTS**

To ensure system is accurately configured please fill in **ALL REQUIRED** measurements

Client Height	
Client Weight (lbs)	
A. Seat to Shoulder	
B. Trunk Depth	
C. Chest Width	
D. Knee to Back	
E. Seat to Top of Head	
F. Back to Joystick	
G. Seat to Elbow	
H. Hip Width	
I. Knee to Heel	
Cushion Thickness	



**Customer Service: 1.866.748.7943 | Fax: 1.905.695.0583 | orderscdn@motionconcepts.com**



**ROVI**  
 X<sub>3</sub>      A<sub>3</sub>

**BASE VITALS**

ADP CODES	WP0001287
SUSPENSION SYSTEM	Active Ride Control (ARC)
BASE WIDTH	A3 = 25.5"/X3 = 23.25"
BASE LENGTH	36.5"
DRIVE WHEEL SIZE <sup>(1)</sup>	14"
CASTER WHEEL SIZE (front/rear)	6"
TURNING RADIUS	A3 = 20.5"/X3 = 19.5"
DRIVETRAIN	4-pole EAD Motors
BATTERIES	A3 = 2 x M34/X3 = 2 x M50
BATTERY CHARGER	8A, Off Board
BATTERIES WEIGHT (each)	38.5 lbs (M34) / 17.5 kg
RANGE <sup>(2)</sup>	17.7 miles / 28.5 km/h
WEIGHT CAPACITY	200 lbs / 136 kg
BASE WEIGHT (w/o batteries)	157 lbs / 71 kg
GROUND CLEARANCE	3"
MAXIMUM SPEED	5.8 mph

<sup>(1)</sup> All A3 wheels come with solid inserts  
<sup>(2)</sup> Driving range is affected by selection of battery, drive motor, and tire options. It may also vary due to other factors, such as user weight, terrain, battery condition, tire condition, as well as variations in drive and control systems.

**MPS Mini Maxx Multi-Positioning Power Standing on Rovi X3 & A3**

Dealer Name: \_\_\_\_\_

Dealer Account Number: \_\_\_\_\_

PO #: \_\_\_\_\_

Tag: \_\_\_\_\_

**X3/A3 BASE OPTIONS**

- 888WNLEX3-RNET58  
**ROVI X3 5.8 MPH QUICK SPEED MOTORS<sup>(1)(2)</sup>**  
 Base Width 23.25" ..... \$7,395
- 888WNLEA3-RNET58  
**ROVI A3 5.8 MPH QUICK SPEED MOTORS<sup>(1)</sup>**  
 Base Width 25.5"<sup>(2)</sup> ..... \$7,595
- OEDM OnTraxx Enhanced Driving Module ..... \$1,175
- D51109 R-Net Expandable Controller ..... N/C

1. Price of the powerbase includes: Active Ride Control suspension, tie-down hardware for 4-point strap system, 8 amp off-board charger, flat free inserts and positioning belt. Weight capacity is 250 lbs.  
 2. OnTraxx must be with Standing Module.

**FENDER COLOUR**

- 800914-00200-03  Blizzard White
- 800914-00200-69  Solar Yellow
- 800914-00200-23  Original Orange
- 800914-00200-21  Red Delicious
- 800914-00200-2C  Party Pink



**NEW Style Fender Colors<sup>(1)</sup>**

- BCF  Black Carbon (Matte)
- PRF  Purple Reign
- BPF  Black Panther (Gloss)
- IBF  Indigo Blue
- MGF  Motion Green



**FENDER COLOR WITH LIGHTS<sup>(1)</sup>**

- 800914-00201-03  Blizzard White ..... \$995
- BCFL  Black Carbon (Matte)
- BPFL  Black Panther (Gloss)
- 800914-00201-69  Solar Yellow ..... \$995
- 800914-00201-36  Motion Green ..... \$995
- 800914-00201-23  Original Orange ..... \$995
- IBFL  Indigo Blue ..... \$995
- 800914-00201-21  Red Delicious ..... \$995
- 800914-00201-2C  Party Pink ..... \$995
- PRFL  Purple Reign ..... \$995



1. Fully integrated LED lighting kit. Includes headlights, taillights and turn signals. Must select Joystick for Lights feature or Omni for operation (page 3).

**WHEELCHAIR TRANSPORT BRACKETS**

- XBKTS Wheelchair Transport Brackets<sup>(1)</sup> ..... STD

1. For unoccupied use only

**TIRE OPTIONS**

- STIRES Standard Solid Tires ..... STD
- PTIRES Pneumatic Tires ..... N/C

**BATTERIES**

- M34 SLD G MK Group Battery x 2 ..... \$650
- M50-12 SLD M MK Group 50Battery x 2(For X3 Base) ..... \$550

**JOYSTICK SELECTION**

- D51122 R-Net LED Joystick<sup>(1)(2)</sup> ..... N/C
- D51108 R-Net LED Joystick for Lights<sup>(1)</sup> ..... \$500
- D51165 R-Net Color Remote Joystick with Monojacks<sup>(1)(2)</sup> ..... \$875
- D50982 R-Net Color Remote Joystick with Monojacks for Lights<sup>(1)</sup> ..... \$975
- D51711 R-Net Advanced Joystick<sup>(1)(3)</sup> ..... \$1,595
- D50882 R-Net Attendant Control ..... \$995

1. Requires an R-Net Controller  
 2. Light package not available with this joystick  
 3. 3.5" high-resolution VGA colour display, IR Control as standard, includes integrated Bluetooth Module.

**OMNI 2 CONTROL MODULE FOR R-NET**

- OMNI2 OMNI 2 Control Module for R-Net<sup>(1)</sup> ..... \$2,295
- Includes:  D51709 R-Net Omni 2 Display Section Bluetooth  
 D51710 R-Net Omni2 Input Section USB

Select Cable Assembly Length:

- SA81774MK1500-1500 mm (4' 11")
- SA81774MK2000- 2000 mm (6' 7")
- SA81774MK2500- 2500 mm (8' 2")
- ARMS260-ROVI-ML Adjustable Swing-Away Mount - Omni Left . . \$339
- ARMS260-ROVI-MR Adjustable Swing-Away Mount - Omni Right . \$339

1. Requires an R-Net Controller and Harness

**JOYSTICK MOUNT**

- 800914-001-16-ML Fixed Joystick Mounting Left ..... N/C
- 800914-001-16-MR Fixed Joystick Mounting Right ..... N/C
- MRR Maxx Resolve Swing-Away Joystick Mount (Right Hand) ..... \$450
- MRL Maxx Resolve Swing-Away Joystick Mount (Left Hand) ..... \$450
- SAQR Height Adjustable Swing-Away Quad Link (Right Hand) ..... \$244
- SAQL Height Adjustable Swing-Away Quad Link (Left Hand) ..... \$244

**JOYSTICK KNOB - OPTIONAL**

- SA80941 "T" Handle for Joystick Knob ..... \$115
- SA72441 Ball Handle for Joystick Knob ..... \$115
- PC101B-20 BodyPoint Joystick Handle 3" U-Shaped ..... \$120
- PC102B-20 BodyPoint Joystick Handle 4" U-Shaped ..... \$120
- PC107B-20 BodyPoint Joystick Handle Domed Rubber ..... \$120

**ELECTRONIC OPTIONS**

- D50883 R-Net Output Module (EMC)<sup>(1)(2)</sup> ..... \$995
- D51580 R-Net Bluetooth Module IOS Apple<sup>(1)(2)</sup> ..... \$895
- D51111 R-Net Bluetooth Module Android/PC<sup>(1)(2)</sup> ..... \$895
- SPH Smart Phone Holder<sup>(3)</sup> ..... \$50
- MUSB Motion Dual USB Charger ..... N/C

1. Requires an R-Net Controller  
 2. Must order R-Net Colour Remote joystick with these options  
 3. Not available with OMNI2

**MPS Mini Maxx Multi-Positioning Power Standing on Rovi X3 & A3**

Dealer Name: \_\_\_\_\_

Dealer Account Number: \_\_\_\_\_

PO #: \_\_\_\_\_

Tag: \_\_\_\_\_

**\*Sections in yellow boxes are mandatory\*. Power modules are not retrofitable in the field. Add-ons in the future must be done at Motion Concepts.**

**ELECTRONIC PROGRAMMER**

D51812 R-Net Wireless Programmer . . . . . \$750

**SEAT-TO-FLOOR HEIGHT<sup>(1)</sup>**

STF185 18.5" Seat-To-Floor<sup>(2)</sup> . . . . . N/C  
 STF195 19.5" Seat-To-Floor . . . . . N/C

1. Seat-to-floor height is measured at the front of the seat pan based on a standard seat size. Seat-to-floor height may vary +/- .25" dependent on condition of the power base and seat depths greater than 18"
2. This seat-to-floor height is not available on the Rovi X3 power base.
3. Seat to Floor height is NOT ADJUSTABLE

NOTE: Systems Include Seat Pan, Back Pan, Standard Armrests and Chest Strap. They are designed for use with a 2"-3" cushion.

**SYSTEMS MUST SELECT ONE SYSTEMS**

MDCGTRESR-45 Modular Maxx CG Tilt (45°) and Power Recline (170°) System w/Extended Shear Reduction (ESR) . . . . . \$11,569

**POWER STAND MODULE** MUST BE ORDERED WITH SYSTEM ABOVE

PSMTRE MPS Maxx Power Stand Module for Tilt/Recline/ESR<sup>(1)</sup> . . . . . \$7,995

1. Standard with upper and lower positioning straps, padded, removable chest bar, removable and height and depth adjustable knee blocks.

**POWER ADJUSTABLE SEAT HEIGHT MODULE**

ESM7 7" Power Adjustable Seat Height Module . . . . . \$1,995

1. The legrest will extend slightly during seat elevation.

**MINI SEAT WIDTH SETTINGS**

MSSW12 12" Wide (Adjustable from 12" to 17") . . . . . N/C  
 MSSW13 13" Wide (Adjustable from 12" to 17") . . . . . N/C  
 MSSW14 14" Wide (Adjustable from 12" to 17") . . . . . N/C  
 MSSW15 15" Wide (Adjustable from 12" to 17") . . . . . N/C  
 MSSW16 16" Wide (Adjustable from 12" to 17") . . . . . N/C  
 MSSW17 17" Wide (Adjustable from 12" to 17") . . . . . N/C

**MINI ULTRA RAIL SEAT DEPTH SETTINGS**

MSSD12 12" Depth (Adjustable from 12" to 17") . . . . . N/C  
 MSSD13 13" Depth (Adjustable from 12" to 17") . . . . . N/C  
 MSSD14 14" Depth (Adjustable from 12" to 17") . . . . . N/C  
 MSSD15 15" Depth (Adjustable from 12" to 17") . . . . . N/C  
 MSSD16 16" Depth (Adjustable from 12" to 17") . . . . . N/C  
 MSSD17 17" Depth (Adjustable from 12" to 17") . . . . . N/C

**MATRIX SEATING OPTIONS**

- Matrix Cushions available on page 6  
 Matrix Backs available on page 7  
 Matrix Headrests available on page 8



**LAP BELTS**

BELT35 Push Button Style Lap Belt, Length 35" . . . . . STD  
 BELT48 Push Button Style Lap Belt, Length 48" . . . . . STD  
 BELT60 Push Button Style Lap Belt, Length 60" . . . . . STD  
 MBPHB Mini BP Padded Hip Belt 2 Point<sup>(1)</sup>  
 HCPCS code E0978 . . . . . \$190  
 PLB2 Bodypoint Padded Lap Belt 2 Point<sup>(2)</sup>  
 HCPCS code E0978 . . . . . \$190  
 PLB4 Bodypoint Padded Lap Belt 4 Point<sup>(2)</sup>  
 HCPCS code E0978 . . . . . \$235

1. Adjustable from 14" to 41" in length, pad is 13" x 1.5" in length.
2. 67" length only option

**CHEST STRAPS**

MCS Mini BP Padded Chest Strap 2 point . . . . . STD  
 MFUXS BP Monoflex, Underarm RLS XS(2.75" x 12.25") . . . \$195  
 MFUS BP Monoflex, Underarm RLS S(3" x 15.5") . . . \$195  
 MFUM BP Monoflex, Underarm RLS M(4" x 18.25") . . . \$195  
 MFUL BP Monoflex, Underarm RLS L(4.5" x 21.5") . . . \$195  
 MFCXS BP Monoflex, Center RLS XS(2.75" x 12.25") . . . \$195  
 MFCS BP Monoflex, Center RLS S(3" x 15.5") . . . \$195  
 MFCM BP Monoflex, Center RLS M(4" x 18.25") . . . \$195  
 MFCL BP Monoflex, Center RLS L(4.5" x 21.5") . . . \$195  
 MINIFLEX-XS Miniflex Abdominal Support Band 4.5" H for Matrix Mini Backs 11"-14" wide . . . \$245  
 MINIFLEX-S Miniflex Abdominal Support Band 6" H for Matrix Mini Backs 11"-14" wide . . . \$245

**CHEST BAR OPTION<sup>(1)</sup>**

FWCBL Foam Wrapped Chest Bar - Mount Left . . . . . STD  
 FWCBR Foam Wrapped Chest Bar - Mount Right . . . . . STD  
 FPCBL Flat Pad Chest Bar - S/A Mount Left . . . . . \$450  
 FPCBR Flat Pad Chest Bar - S/A Mount Right . . . . . \$450

1. Left/Right Mount indicates the swing away point. Should be opposite the joystick side to avoid interference.

**LAP TRAY<sup>(1)(2)</sup>**

HALTXSL Lap Tray (14"W x 12"D)  
 For 12-13" seat widths - Left Mount. . . . . \$750  
 HALTXSR Lap Tray (14"W x 12"D)  
 For 12-13" seat widths - Right Mount. . . . . \$750  
 HALTSL Lap Tray (16"W x 12"D)  
 For 14-15" seat widths - Left Mount. . . . . \$750  
 HALTSR Lap Tray (16"W x 12"D)  
 For 14-15" seat widths - Right Mount. . . . . \$750  
 HALTML Lap Tray (18"W x 12"D)  
 For 16-17" seat widths - Left Mount. . . . . \$750  
 HALTMR Lap Tray (18"W x 12"D)  
 For 16-17" seat widths - Right Mount. . . . . \$750

1. Left/Right Mount indicates the swing away point. Should be opposite the joystick side to avoid interference.
2. Height adjustable and made of clear polycarbonate plastic.

**MOTION CONCEPTS HEADREST OPTIONS**

- MCSH Motion Concepts Standard ..... N/C
- FM Fixed Mounting (non-removable)..... N/C
- OHR Omit: Headrest ..... N/C

**MATRIX HEADREST AND HARDWARE OPTIONS**

Matrix Elan Headrests and Hardware available on page 8



**FINISHED BACK HEIGHT<sup>(1)(2)</sup>**

- FBR16 16"  FBR17 17"  FBR18 18"  FBR19 19"  FBR20 20"
- FBR21 21"  FBR22 22"

1. Comes with standard cane height measuring 19.5".  
2. 6" gap is required for Stander systems.

**STANDARD BACK OPTIONS**

- SRB Standard Rehab Back & Cushion ..... N/C
  - SS Additional Super Soft/HR Foam<sup>(1)</sup> . \$100
  - MFU Matrix Fabric Upcharge ..... \$100
- OBC OMIT: Back Cushion ..... (\$25)
- PIPF Flat Planar Interface Plate ..... \$125
- PIPR Recessed Planar Interface Plate ..... \$125

1. Additional foam added may impact seat depth

**MATRIX BACKREST OPTIONS**

Matrix Backs available on page 7



**ARMRESTS**

- MSCCMFBA Mini Stander Cantilever Cane Mounted Flip Back Armrest (Range 7"-10") ..... STD
- OMSCCMFBA Outback Mini Stander Cantilever Cane Mounted Flip Back Armrest (Range 7"-10") ..... \$350

**ARMREST TUBE LENGTH - PLEASE SPECIFY**

- ATFL Left Full ..... STD
- ATDL Left Desk ..... STD
- ATFR Right Full ..... STD
- ATDR Right Desk ..... STD

**ARMPADS**

- Standard**
- SAPFL Left Full (2.25" x 14") ..... STD
  - SAPDL Left Desk (2.25" x 10") ..... STD
  - SAPFR Right Full (2.25" x 14") ..... STD
  - SAPDR Right Desk (2.25" x 10") ..... STD

**ARMPADS - CONTINUED**

- Modular Arm Pad - Left<sup>(2)</sup>**
- MAPTFL Left Tray Full (14") ..... \$95
  - MAPTDL Left Tray Desk (10") ..... \$95
- Select Pad Insert below:
- ISSFL Iskin - Integrated soft skin foam
  - SCVFL Startex Covered Visco foam

- Modular Arm Pad - Right<sup>(2)</sup>**
- MAPTFR Right Tray Full (14") ..... \$95
  - MAPTDR Right Tray Desk (10") ..... \$95
- Select Pad Insert below:
- ISSFR Iskin - Integrated soft skin foam
  - SCVFR Startex Covered Visco foam

- Flat Multi Position Arm Pads**
- MPAFL Left Full (14") ..... \$150
  - MPADL Left Desk (10") ..... \$150
  - MPAFR Right Full (14") ..... \$150
  - MPADR Right Desk (10") ..... \$150

- Gel Pads**
- GAPNL Narrow Left (2" x 12") ..... \$88
  - GAPNR Narrow Right (2" x 12") ..... \$88
  - GAPWL Wide Left (3.5" x 12") ..... \$96
  - GAPWR Wide Right (3.5" x 12") ..... \$96
  - GAPLL Long Left (3.5" x 14") ..... \$103
  - GAPLR Long Right (3.5" x 14") ..... \$103

- Arm Troughs**
- EATL Ergonomic Arm Trough - Left ..... \$121
  - EATR Ergonomic Arm Trough - Right ..... \$121
  - FHPL Flat Hand Pad - Left<sup>(3)</sup> ..... \$91
  - FHPR Flat Hand Pad - Right<sup>(3)</sup> ..... \$91

1. Full length pad not compatible with the desk length armrest tube if using Ultra Rail mounted Tilt Arms.  
2. Requires interchangeable pad insert.  
3. Must order with ergonomic arm trough.

**ARM ADDUCTOR PAD<sup>(1)(2)</sup>**

- AADSL Left Small (6" x 2.25") ..... \$135
- AADSR Right Small (6" x 2.25") ..... \$135
- AADLL Left Large (8.5" x 2.25") ..... \$135
- AADLR Right Large (8.5" x 2.25") ..... \$135

1. Only available with Modular or Flat Multi Position Arm Pads.  
2. 1" thick pad, unlimited fore/aft adjustment.

**ADDITIONAL ARM ACCESSORIES**

- UCH Universal Cup Holder<sup>(1)</sup> ..... \$35

**THORACIC LATERALS AND HIP/KNEE SUPPORTS**

- Matrix Laterals please see page 8
- Maxx Laterals and Hip/Knee supports please see page 9





Dealer Name: \_\_\_\_\_

Dealer Account Number: \_\_\_\_\_

PO #: \_\_\_\_\_

Tag: \_\_\_\_\_

**CENTER MOUNT FOOT PLATFORM OPTIONS**

MUST BE COMPLETED	Measurement in Inches
<input type="checkbox"/> Knee to Heel:	
<input type="checkbox"/> Cushion Thickness: (Subtract)	
<input type="checkbox"/> Cushion Compression: (Add)	
<input type="checkbox"/> Seat Pan to Footplate: (Total)	

**POWER CENTER MOUNT FOOT PLATFORM**

MBDC Mini Power Elevating BDC Belt Drive Center Mount Articulating Foot Platform<sup>(1)</sup> . . . \$3,295

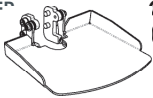
Seat pan to footplate:  
 SPTF18 8" - 12" . . . . . N/C  
 (Comes standard with individual calf pads 5.5" H x 4"W)

Seat pan to footplate:  
 SPTF19 11" - 16/17"<sup>(1)</sup> . . . . . N/C  
 (Comes standard with individual calf pads 7.5" H x 6"W)

1. With 18.5" seat-to-floor selected the maximum seat pan to footplate is 16", with 19.5" seat-to-floor height selected the seat pan to footplate is 17".

**MUST SELECT FOOT PLATE OPTION**

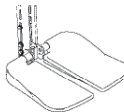
OPSE<sup>™</sup> One Piece Stander BDC Foot Platform<sup>(1)</sup> (10.5" W x 7.5") . . . . . N/C



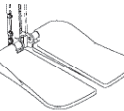
IFSL Small - (5" x 7.5" deep) - Left . . . . . \$165  
 IFSR Small - (5" x 7.5" deep) - Right . . . . . \$165



IFML Medium - (5.5" x 9.5" deep) - Left . . . . . \$165  
 IFMR Medium - (5.5" x 9.5" deep) - Right . . . . . \$165



IFLL Large - (6" x 11.5" deep) - Left . . . . . \$165  
 IFLR Large - (6" x 11.5" deep) - Right . . . . . \$165



1. With 18.5" seat-to-floor selected the maximum seat pan to footplate is 15", with 19.5" seat-to-floor height selected the seat pan to footplate is 16".

**POWER STANDER KNEE BLOCKS/SUPPORT<sup>(1)</sup>**

MKB Modular Knee Blocks with Height, Depth and Angle Adjustable Mounting Hardware<sup>(2)</sup> . . . . . STD

EKB Modular Knee Blocks with Eccentric Bolster Mounting Hardware . . . . . \$250  
 (Allows individual adjustment of knee blocks to accommodate leg discrepancies)

Select pad size for above Hardware option

8P 8" Pad for Knee Block

6P 6" Pad for Knee Block

1. Knee blocks are removable and stored on the side of the chair when not in use.  
 2. 1.5" of height adjustment and 3" of depth adjustment and 2" of width independent adjustment.

**MULTI-FUNCTION STANDER ELECTRONICS**

MFCBS Multi-Function through Switch<sup>(1)</sup> . . . . . \$2,995  
 Comes with:  EWRO 8-Way Rocker

MFCBD Multi-Function M610 Through Drive Control<sup>(1)</sup> . . . . . \$2,995

1. These electronics include attendant control, drive lock-out, tilt/recline limit and actuator speed control.

**ADDITIONAL SWITCH OPTIONS**

QPBA Quad Button . . . . . \$150  
 FWTA Four-Way Toggle Switch . . . . . \$150  
 EWRA 8-Way Rocker . . . . . \$255  
 10WA 10-Way Switch . . . . . \$255

**ELECTRONIC SWITCH MOUNTING**

ESML Left Side (Armpad)  
 ESMR Right Side (Armpad)  
 ESMJ Joystick (Mounts to Joystick Bracket)  
 ESMO Do not mount

1. The user weight limit is 200 lbs.  
 2. The maximum weight capacity of the vent tray is 20 lbs.  
 3. Motion Concepts does not supply the Vent Bag.

**INSTALLATION**

MCI Motion Concepts Installation . . . . . Included

**PLEASE SPECIFY PAGES INCLUDED WITH ORDER**

Pages 1-5 Excludes Matrix and Maxx Seating Accessories  
 Thoracic Supports, Hip Supports  
 Pages 1-9 Complete Order Form

**Total Retail Value \$** \_\_\_\_\_

**SUBMIT**

PRINT FORM

SAVE

CLEAR FORM

Dealer Name: \_\_\_\_\_

Dealer Account Number: \_\_\_\_\_

PO #: \_\_\_\_\_

Tag: \_\_\_\_\_

**CUSHION COVER REFERENCE GUIDE**

Cushion	Kid*ab*ra	Meshtex	Startex/ Spacetex	Pink Lolipop/ Blue Blizzard	Infection Control
PS/PSP	N/C	N/A	STD	STD	Reversible
Kid*ab*ra	STD	\$103	N/A	\$103	N/A
Vi	\$103	STD	\$103	\$103	N/A
Libra/Libra Adjust	N/A	N/A	STD	N/A	\$50

**MATRIX SEAT CUSHION OPTIONS**

Matrx Kid\*ab\*ra Cushion 11" - 14" wide .....\$576  
*(Comes standard with Kid\*ab\*bra fabric)*

- KA1212-VI    KA1214-VI    KA1412-VI    KA1414-VI

**Fabric Options for Kidabra Cushions**

- CV-M Meshtex (Non Reversible) ..... \$103
- CV-P Pink Lolipop (Non Reversible) .....\$103
- CV-B Blue Blizzard (Non Reversible) . . . . . \$103

Matrx Vi Seat Cushion 14"-17" wide ..... \$624

- MA1415-VI    MA1616-VI    MA1618-VI    MA1620-VI
- MA1716-VI

**Fabric Options for Matrx Cushions<sup>(1)</sup>**

- MA-K Kid\*ab\*ra (Non Reversible)..... \$75
- SFVS Startex Fabric Smooth Side up  
(Non Reversible) ..... \$50
- SFVF Startex Fabric Fabric Side up  
(Non Reversible) . . . . . \$50

**MATRIX SEAT CUSHION OPTIONS**

Matrx Libra Adjust Seat Cushion 14" -17" wide ..... \$985

- LC1414-ADJ    LC1416-ADJ    LC1516-ADJ    LC1616-ADJ
- LC1618-ADJ    LC1620-ADJ    LC1716-ADJ

Matrx Libra Seat Cushion 14" - 17" wide .....\$745

- LC1414    LC1416    LC1516    LC1616
- LC1618    LC1620    LC1716

**Fabric Options for Libra/Libra Adjust Cushions**

- SFLF Spacetex .....N/C
- ICFL Infection Control.....\$50

Matrx PS Seat Cushion 12" - 17" wide. .... \$569

- PS1212    PS1214    PS1216    PS1312    PS1314
- PS1316    PS1412    PS1414    PS1416    PS1616
- PS1618    PS1620    PS1716

Matrx PSP Seat Cushion 12" - 17" wide ..... \$645

- PSP1212    PSP1214    PSP1216    PSP1312    PSP1314
- PSP1316    PSP1412    PSP1414    PSP1416    PSP1616
- PSP1618    PSP1620    PSP1716

**Fabric Options for PS/PSP Cushions**

- CV-K Kid\*ab\*ra (Non Reversible) .....N/C
- CV-P Pink Lolipop (Non Reversible) .....N/C
- CV-B Blue Blizzard (Non Reversible) . . . . . N/C

**BACK COVER REFERENCE GUIDE**

Back	Kid*ab*ra	Meshtex	Startex	Pink Lollipop	Blue Blizzard	Infection Control
Mini	STD	N/A	N/C	N/C	N/C	N/A
Elite	N/A	N/A	N/A	N/A	N/A	N/A
Elite TR	N/A	N/A	N/A	N/A	N/A	N/A
EliteDeep	N/A	N/A	STD	N/A	N/A	N/A
PB	N/A	N/A	STD	N/A	N/A	N/A
PB Deep	N/A	N/A	STD	N/A	N/A	N/A

**UPGRADABLE BACK OPTIONS**

**Matrx Mini Back 11" - 14" wide** . . . . . \$845  
*(Comes standard with Kid\*ab\*bra fabric)*

- MINI1010     MINI1012     MINI1110     MINI1112
- MINI1210     MINI1212     MINI1214     MINI1310
- MINI1312     MINI1314     MINI1410     MINI1412
- MINI1414

**Fabric Options for Mini Back**

- MINI-S Startex (Non Reversible) . . . . . N/C
- MINI-P Pink Lollipop (Non Reversible) . . . . . N/C
- MINI-B Blue Blizzard (Non Reversible) . . . . . N/C

HIMINI Chest Harness Interface Kit for PB Back<sup>(1)(2)</sup> . . . \$110

**Matrx Elite Back 14" - 17" wide** (3" Contour) . . . . . \$766

- PBE1414     PBE1416     PBE1418     PBE1420
- PBE1514     PBE1516     PBE1518     PBE1520
- PBE1614     PBE1616     PBE1618     PBE1620
- PBE1714     PBE1716     PBE1718     PBE1720

**Matrx Elite TR Back 15" - 20" wide** (3" Contour) . . . . . \$866

- PBE1514-TR     PBE1516-TR     PBE1518-TR
- PBE1520-TR     PBE1614-TR     PBE1616-TR
- PBE1618-TR     PBE1620-TR     PBE1714-TR
- PBE1716-TR     PBE1718-TR     PBE1720-TR

**Matrx Elite Deep Back 14" - 20" wide** (6" Contour) . . . . . \$766

- EDB1416     EDB1418     EDB1420     EDB1514
- EDB1516     EDB1518     EDB1520     EDB1614
- EDB1616     EDB1618     EDB1620     EDB1714
- EDB1716     EDB1718     EDB1720

**UPGRADABLE BACK OPTIONS**

**Matrx Elite E2 Back 14" - 17" wide/14"/16"H**(3" Contour) . . . \$965

- E2S1414     E2S1416     E2S1514     E2S1516
- E2S1614     E2S1616     E2S1714     E2S1716

**Matrx Elite E2 Back 14" - 17" wide/18"/20"H**(3" Contour) \$995

- E2S1418     E2S1420     E2S1518     E2S1520
- E2S1618     E2S1620     E2S1718     E2S1720

**Matrx Elite E2 Deep Back 14" - 17" wide/14"/16"H** (6" Contour) . . . . . \$1,125

- E2D1414     E2D1416     E2D1514     E2D1516
- E2D1614     E2D1616     E2D1714     E2D1716

**Matrx Elite E2 Deep Back 14" - 17" wide/18"/20"H** (6" Contour) . . . . . \$1,155

- E2D1418     E2D1420     E2D1518     E2D1520
- E2D1618     E2D1620     E2D1718     E2D1720

**High Back 16" - 17" wide** . . . . . \$595

- HB1616     HB1618     HB1620     HB1716     HB1718
- HB1720

**Matrx PB Posture Back 14" - 17" wide** (5" Contour) . . . . . \$734

- MPB1412     MPB1416     MPB1612     MPB1616
- MPB1620     MPB1712     MPB1716     MPB1720

**Matrx PB Posture Back Deep 16" - 17" wide** (7" Contour) . . . . \$766

- PBD1412     PBD1416     PBD1612     PBD1616
- PBD1620     PBD1712     PBD1716     PBD1720

**OTHER UPGRADABLE BACK OPTIONS**

- EBSS Super Soft Foam for Elite Back Upgrade . . . \$103
- WSCU Infection Control Cover for Elite/PB Backs . . . \$103  
*purchased with back*
- WSC Infection Control Cover for Elite/PB Backs . . . \$150  
*purchased with without back*
- CHIEB Chest Harness Interface Kit for Elite Back<sup>(1)(2)</sup> . \$103
- CHIEB Chest Harness Interface Kit for PB Back<sup>(1)(2)</sup> . . . \$52

1. Does not include the chest strap.  
 2. This Interface Kit is only Required for 4 point harnesses.



Dealer Name: \_\_\_\_\_

Dealer Account Number: \_\_\_\_\_

PO #: \_\_\_\_\_

Tag: \_\_\_\_\_

**MATRX ELAN HEADREST PAD<sup>(1)(2)</sup>**

- ESP6      Matrx Elan Standard Pad 6" ..... \$310
- ESP10     Matrx Elan Standard Pad 10" ..... \$310
- ESP14     Matrx Elan Standard Pad 14" ..... \$310
- EOP9      Matrx Elan Occipital Pad 9" ..... \$341
- EOP12     Matrx Elan Occipital Pad 12" ..... \$341
- E4POINT   Matrx Elan 4-Point Pad 11"W x 10"H ..... \$448
- ESP6-IC   Matrx Elan Standard Pad 6" with Infection Control ..... \$335
- ESP10-IC   Matrx Elan Standard Pad 10" with Infection Control ..... \$335
- ESP14-IC   Matrx Elan Standard Pad 14" with Infection Control ..... \$335
- EOP9-IC   Matrx Elan Occipital Pad 9" with Infection Control ..... \$366
- EOP12-IC   Matrx Elan Occipital Pad 12" with Infection Control ..... \$366
- E4PTSM-IC   Matrx Elan 4-Point Pad 9"W x 7"H with Infection Control ..... \$473
- E4POINT-IC   Matrx Elan 4-Point Pad 11"W x 10"H with Infection Control ..... \$473

1. Not compatible with sling back  
 2. If mounting on PB Elite must order removable hardware

**HEADREST MOUNTING HARDWARE OPTIONS**

- MEHWRE      Elan Multi-Axis Removable HDW..... \$285

1. Only compatible w/Standard Rehab, Contour & High Back Models. All other head rests REQUIRE an upgrade to Removable Hardware.

**MATRX MINI FIXED LATERALS - FOR MINI BACKS**

- MINILATL     Matrx Mini Fixed Laterals-Left(4.5x3") ..... \$85
- MINILATR     Matrx Mini Fixed Laterals-Right(4.5x3") ..... \$85

**MATRX FIXED LATERALS - FOR E2, ELITE AND ELITE TR BACKS**

- E2FLL        Matrx E2 Fixed Laterals-Left(6.5x5")<sup>(1)</sup> ..... \$145
- E2FLR        Matrx E2 Fixed Laterals-Right(6.5x5")<sup>(1)</sup> ..... \$145
- PBSSL        Matrx Small Lateral Fixed-Left(3x5.5") ..... \$100
- PBSSR        Matrx Small Lateral Fixed-Right(3x5.5") ..... \$100
- PBLSL        Matrx Standard Lateral Fixed-Left(7.5x5") . \$100
- PBLSR        Matrx Standard Lateral Fixed-Right (7.5x5")\$100
- PBOLL        Matrx Offset Lateral Fixed Left ..... \$110
- PBOLR        Matrx Offset Lateral Fixed Right ..... \$110

1. Only available with the E2 Backrests

**MATRX SWING AWAY LATERALS - FOR MINI, E2, ELITE AND ELITE TR BACKS**

- Matrx Lateral Trunk Support Left<sup>(1)</sup>
- EPADXL      Size XS (3.25x4.25") ..... \$115
  - EPADSL      Size S (3.5x5.25") ..... \$115
  - EPADML      Size M (3.75x5.75")<sup>(2)</sup> ..... \$115
  - EPADLL      Size L (4.25x6.5")<sup>(2)</sup> ..... \$115
- Matrx Lateral Trunk Support Right<sup>(1)</sup>
- EPADXR      Size XS (3.25x4.25") ..... \$115
  - EPADSR      Size S (3.5x5.25") ..... \$115
  - EPADMR      Size M (3.75x5.75")<sup>(2)</sup> ..... \$115
  - EPADLR      Size L (4.25x6.5")<sup>(2)</sup> ..... \$115

1. Must choose swing away hardware below.  
 2. This size pad is not available with the Matrx Mini Swing Away Hardware.

**MATRX MINI SWING AWAY HARDWARE - FOR MINI BACK**

- SAHMINIL     MINI Swing Away Hardware Left ..... \$250
- SAHMINIR     MINI Swing Away Hardware Right ..... \$250

**MATRX SWING AWAY HARDWARE - FOR E2, ELITE AND ELITE TR BACKS**

- SAHEBL      Matrx Elite Swing Away Hardware Left ..... \$250
- SAHEBR      Matrx Elite Swing Away Hardware Right ..... \$250
- OSAHL        Matrx Offset Elite Swing Away Hardware Left ..... \$250
- OSAHR        Matrx Offset Elite Swing Away Hardware Right ..... \$250

Dealer Name: \_\_\_\_\_

Dealer Account Number: \_\_\_\_\_

PO #: \_\_\_\_\_

Tag: \_\_\_\_\_

**MAXX LATERALS TRUNK SUPPORTS<sup>(1)</sup>**

**Left Fixed Mount Lateral Trunk Support<sup>(1)</sup>**

Select Left Trunk Support Size

- LATXL Size XS (3.25" x 4.25") ..... \$100
- LATSL Size S (3.5" x 5.25") ..... \$100
- LATML Size M (3.75" x 5.75") ..... \$100
- LATLL Size L (4.25" x 6.5") ..... \$100

**Right Fixed Mount Lateral Trunk Support<sup>(1)</sup>**

Select Right Trunk Support Size

- LATXR Size XS (3.25" x 4.25") ..... \$100
- LATSR Size S (3.5" x 5.25") ..... \$100
- LATMR Size M (3.75" x 5.75") ..... \$100
- LATLR Size L (4.25" x 6.5") ..... \$100

1. Not compatible with "deep" matrix backs or sling back.

**Swing Away Trunk Support Hardware<sup>(4)</sup>**

- SALATL Left MAXX Style Swing Away HDW<sup>(1)</sup> ..... \$195
- Select Left Trunk Support Size
- LATXL Size XS (3.25" x 4.25") ..... \$100
- LATSL Size S (3.5" x 5.25") ..... \$100
- LATML Size M (3.75" x 5.75") ..... \$100
- LATLL Size L (4.25" x 6.5") ..... \$100
- SALATR Right MAXX Style Swing Away HDW<sup>(1)</sup> ..... \$195
- Select Right Trunk Support Size
- LATXR Size XS (3.25" x 4.25") ..... \$100
- LATSR Size S (3.5" x 5.25") ..... \$100
- LATMR Size M (3.75" x 5.75") ..... \$100
- LATLR Size L (4.25" x 6.5") ..... \$100
- ATLL Additional Telescoping Link - Left..... \$75
- ATLR Additional Telescoping Link - Right ..... \$75

- 1. Up to 2.75" medial offset
- 2. Recommended for all backs except rehab back, PB and elite deep backs
- 3. Medial offset depends on back thickness
- 4. Must choose fixed mount and pads

**HIP SUPPORTS**

**Lateral Hip Support with Fixed Mounting Hardware Left<sup>(1)</sup>**

Select Pad Size and mounting position at Hip:

- HSPXLH Size XS (5.5" W x 4" H) mounted at Hip . . . \$120
- HSPSMLH Size S/M (7" W x 4" H) mounted at Hip . . . \$120
- HSPSLH Size S (7"W x 6"H) mounted at Hip . . . . . \$120
- HSPMLH Size M (9" W x 4"H) mounted at Hip . . . . . \$120
- HSPLLH Size L (13" W x 4"H) mounted at Hip . . . . . \$120

Select Pad Size and mounting position at Knee:

- HSPXLK Size XS (5.5"W x 4" H) mounted at Knee . . . \$120
- HSPSMLK Size S/M (7"W x 4" H) mounted at Knee . . . \$120
- HSPSLK Size S (7"W x 6" H) mounted at Knee . . . . . \$120
- HSPMLK Size M (9"W x 4"H) mounted at Knee . . . . . \$120
- HSPLLK Size L (13"W x 4"H) mounted at Knee . . . . . \$120

**HIP SUPPORTS - CONTINUED**

**Lateral Hip Support with Fixed Mounting Hardware Right<sup>(1)</sup>**

Select Pad Size and mounting position:

- HSPXRH Size XS (5.5"W x 4"H) mounted at Hip . . . . \$120
- HSPSMRH Size S/M (7"W x 4"H) mounted at Hip . . . . \$120
- HSPSRH Size S (7"W x 6"H) mounted at Hip . . . . . \$120
- HSPMRH Size M (9"W x 4"H) mounted at Hip . . . . . \$120
- HSPLRH Size L (13"W x 4"H) mounted at Hip . . . . . \$120

Select Pad Size and mounting position at Knee:

- HSPXRK Size XS (5.5"W x 4"H) mounted at Knee . . \$120
- HSPSMRK Size S/M (7"W x 4"H) mounted at Knee . . \$120
- HSPSRK Size S (7"W x 6"H) mounted at Knee . . . . . \$120
- HSPMRK Size M (9"W x 4"H) mounted at Knee . . . . . \$120
- HSPLRK Size L (13"W x 4"H) mounted at Knee . . . . \$120

1. Must choose swing away hardware below if required.

**REMOVABLE HIP SUPPORT HARDWARE**

**Lift Off Removable Hardware for Hip Support**

- LOHL Left . . . . . \$195
- LOHR Right . . . . . \$195

**MAXX Style Quick Release, Removable, Multi-Axis Mounting Hardware for Hip Supports**

Select mounting position:

- MHSHLH Left mounted at Hip . . . . . \$215
- MHSHLK Left mounted at Knee . . . . . \$215
- MHSHRH Right mounted at Hip . . . . . \$215
- MHSHRK Right mounted at Knee . . . . . \$215

**Swing Away Removable Hardware for Hip Supports**

Select mounting position:

- SHSHLH Left mounted at Hip . . . . . \$215
- SHSHLK Left mounted at Knee . . . . . \$215
- SHSHRH Right mounted at Hip . . . . . \$215
- SHSHRK Right mounted at Knee . . . . . \$215

**Extended Maxx Style Quick Release, Removable, Multi-Axis Mounting Hardware for Hip Supports<sup>(1)</sup>**

Select mounting position:

- EMQHLH Left mounted at Hip . . . . . \$215
- EMQHLLK Left mounted at Knee . . . . . \$215
- EMQHRH Right mounted at Hip . . . . . \$215
- EMQHRK Right mounted at Knee . . . . . \$215